



**INDEPENDENT AUDITORS' REPORT TO THE MEMBERS OF SRAVANAA PROPERTIES
LIMITED**

Report on the Financial Statements

We have audited the accompanying standalone Ind AS financial statements of **SRAVANAA PROPERTIES LIMITED** ("the Company"), which comprise the Balance Sheet as at 31st March 2018, the Statement of Profit and Loss(including other comprehensive income), the statement of cash flows and the statement of changes in equity for the year then ended, and a summary of the significant accounting policies and other explanatory information(herein after referred to as " standalone Ind AS financial statements").

Management's Responsibility for the Financial Statements

The Company's Board of Directors is responsible for the matters stated in Section 134(5) of the Companies Act, 2013 ("the Act") with respect to the preparation of these financial statements that give a true and fair view of the financial position, financial performance including other comprehensive income, cash flows and changes in equity of the Company in accordance with the accounting principles generally accepted in India, including the Indian Accounting Standards (Ind AS) prescribed under Section 133 of the Act, read with relevant rules issued thereunder.

This responsibility also includes maintenance of adequate accounting records in accordance with the provisions of the Act for safeguarding the assets of the Company and for preventing and detecting frauds and other irregularities; selection and application of



appropriate accounting policies; making judgments and estimates that are reasonable and prudent; and design, implementation and maintenance of adequate internal financial controls, that were operating effectively for ensuring the accuracy and completeness of the accounting records, relevant to the preparation and presentation of the standalone Ind AS financial statements that give a true and fair view and are free from material misstatement, whether due to fraud or error.

Auditors' Responsibility

Our responsibility is to express an opinion on these standalone Ind AS financial statements based on our audit.

We have taken into account the provisions of the Act, the accounting and auditing standards and matters which are required to be included in the audit report under the provisions of the Act and the Rules made thereunder.

We conducted our audit in accordance with the Standards on Auditing specified under Section 143(10) of the Act. Those Standards require that we comply with ethical requirements and plan and perform the audit to obtain reasonable assurance about whether the standalone Ind AS financial statements are free from material misstatement.

An audit involves performing procedures to obtain audit evidence about the amounts and the disclosures in the standalone Ind AS financial statements. The procedures selected depend on the auditor's judgment, including the assessment of the risks of material misstatement of the standalone Ind AS financial statements, whether due to fraud or error. In making those risk assessments, the auditor considers internal financial control relevant to the Company's preparation of the standalone Ind AS financial statements that give a true and fair view in order to design audit procedures that are appropriate in the circumstances. An audit also includes evaluating the appropriateness of the accounting policies used and the reasonableness of the accounting estimates made by the Company's Directors, as well



as evaluating the overall presentation of the standalone Ind AS financial statements.

We believe that the audit evidence we have obtained is sufficient and appropriate to provide a basis for our audit opinion on the standalone Ind AS financial statements.

Opinion

In our opinion and to the best of our information and according to the explanations given to us, the aforesaid standalone Ind AS financial statements give the information required by the Act in the manner so required and give a true and fair view in conformity with the accounting principles generally accepted in India including the Ind AS, of the financial position of the Company as at 31st March 2018, and its financial performance including other comprehensive income, its cash flows and the changes in equity for the year ended on that date.

Report on Other Legal and Regulatory Requirements

1. As required by Section 143(3) of the Act, we report that:
 - (a) We have sought and obtained all the information and explanations which to the best of our knowledge and belief were necessary for the purposes of our audit.
 - (b) In our opinion, proper books of account as required by law have been kept by the Company so far as it appears from our examination of those books.
 - (c) The Balance Sheet, the Statement of Profit and Loss, the Statement of Cash Flow and the Statement of changes in equity dealt with by this Report are in agreement with the books of account.



gku



- (d) In our opinion, the aforesaid Standalone Ind AS financial statements comply with the Accounting Standards specified under section 133 of the Act, read with relevant rule issued thereunder;
- (e) On the basis of the written representations received from the directors as on 31st March 2018, taken on record by the Board of Directors, none of the directors is disqualified as on 31 March 2018 from being appointed as a director in terms of Section 164(2) of the Act.
- (f) With respect to the adequacy of the internal financial controls over financial reporting of the Company and the operating effectiveness of such controls, refer to our separate Report in "Annexure A".
- (g) With respect to the other matters to be included in the Auditor's Report in accordance with Rule 11 of the Companies (Audit and Auditors) Rules, 2014, in our opinion and to the best of our information and according to the explanations given to us:
- i. The Company has no litigation and therefore the question of disclosure of its impact on its financial position in its financial statements does not arise.
 - ii. The Company did not have any Long Term Contracts including derivative contracts for which there were any material foreseeable losses.
 - iii. There were no amounts which were required to be transferred to the Investor Education and Protection fund by the Company.
 - iv. The Company has not provided requisite disclosures in its standalone Ind AS



financial statements as to holdings as well as dealings in Specified Bank Notes during the period from 8 November, 2016 to 30 December, 2016 and these are in accordance with the books of accounts maintained by the Company. Refer Note 21 to the standalone Ind AS financial statements.

2. As required by the Companies (Auditor's Report) Order, 2016 ("the Order"), issued by the Central Government of India in terms of sub-section (11) of Section 143 of the Act, we give in the "Annexure B" a statement on the matters specified in paragraphs 3 and 4 of the said Order, to the extent applicable.

For Kumbhat & Co
Chartered Accountants
Firm Registration No: 001609S



K. N . Narayanan
Partner
Membership No: F 22965

ANNEXURE "A" TO THE INDEPENDENT AUDITOR'S REPORT

(Referred to in our report of even date)

Report on the Internal Financial Controls under Clause (i) of Sub-section 3 of Section 143 of the Companies Act, 2013 ("the Act")

1. We have audited the internal financial controls over financial reporting of **SRAVANAA PROPERTIES LIMITED** as of March 31, 2018 in conjunction with our audit of the standalone Ind AS financial statements of the Company for the year ended on that date.

Management's Responsibility for Internal Financial Controls

2. The Company's management is responsible for establishing and maintaining internal financial controls based on the internal control over financial reporting criteria established by the Company considering the essential components of internal control stated in the Guidance Note on Audit of Internal Financial Controls over Financial Reporting issued by the Institute of Chartered Accountants of India (ICAI). These responsibilities include the design, implementation and maintenance of adequate internal financial controls that were operating effectively for ensuring the orderly and efficient conduct of its business, including adherence to company's policies, the safeguarding of its assets, the prevention and detection of frauds and errors, the accuracy and completeness of the accounting records, and the timely preparation of reliable financial information, as required under the Companies Act, 2013.

Auditors' Responsibility

3. Our responsibility is to express an opinion on the Company's internal financial controls over financial reporting based on our audit. We conducted our audit in accordance with the Guidance Note on Audit of Internal Financial Controls Over Financial Reporting (the "Guidance Note") and the Standards on Auditing, issued by ICAI and deemed to be prescribed under section 143(10) of the Companies Act, 2013, to the extent applicable to an audit of internal financial controls, both applicable to an audit of Internal Financial Controls and, both issued by the Institute of Chartered Accountants of India. Those Standards and the



Guidance Note require that we comply with ethical requirements and plan and perform the audit to obtain reasonable assurance about whether adequate internal financial controls over financial reporting was established and maintained and if such controls operated effectively in all material respects.

4. Our audit involves performing procedures to obtain audit evidence about the adequacy of the internal financial controls system over financial reporting and their operating effectiveness. Our audit of internal financial controls over financial reporting included obtaining an understanding of internal financial controls over financial reporting, assessing the risk that a material weakness exists, and testing and evaluating the design and operating effectiveness of internal control based on the assessed risk. The procedures selected depend on the auditor's judgment, including the assessment of the risks of material misstatement of the standalone Ind AS financial statements, whether due to fraud or error.
5. We believe that the audit evidence we have obtained is sufficient and appropriate to provide a basis for our audit opinion on the Company's internal financial controls system over financial reporting.

Meaning of Internal Financial Controls over Financial Reporting

6. A company's internal financial control over financial reporting is a process designed to provide reasonable assurance regarding the reliability of financial reporting and the preparation of financial statements for external purposes in accordance with generally accepted accounting principles. A company's internal financial control over financial reporting includes those policies and procedures that (1) pertain to the maintenance of records that, in reasonable detail, accurately and fairly reflect the transactions and dispositions of the assets of the company; (2) provide reasonable assurance that transactions are recorded as necessary to permit preparation of financial statements in accordance with generally accepted accounting principles, and that receipts and expenditures of the company are being made only in accordance with authorisations of management and directors of the company; and (3) provide reasonable assurance regarding prevention or timely detection of unauthorised acquisition, use, or disposition of the company's assets that could have a material effect on the financial statements.



Handwritten signature or initials.

Inherent Limitations of Internal Financial Controls over Financial Reporting

7. Because of the inherent limitations of internal financial controls over financial reporting, including the possibility of collusion or improper management override of controls, material misstatements due to error or fraud may occur and not be detected. Also, projections of any evaluation of the internal financial controls over financial reporting to future periods are subject to the risk that the internal financial control over financial reporting may become inadequate because of changes in conditions, or that the degree of compliance with the policies or procedures may deteriorate.

Opinion

8. In our opinion, the Company has, in all material respects, an adequate internal financial Control system over financial reporting and such internal financial controls over financial reporting were operating effectively as at March 31, 2018, based on "the internal control over financial reporting criteria established by the Company considering the essential components of internal control stated in the Guidance Note on Audit of Internal Financial Controls over Financial Reporting issued by the Institute of Chartered Accountants of India.

For Kumbhat & Co
Chartered Accountants
Firm Registration No: 001609S



K. N. Narayanan

K. N . Narayanan
Partner

Membership No: F 22965

ANNEXURE B TO THE INDEPENDENT AUDITORS' REPORT

(Referred to in paragraph 1 under 'Report on Other Legal and Regulatory Requirements' section of our report of even date)

(i) Having regard to the nature of the Company's business / activities / results during the year, clauses 3 (ii), (vi), (xii) and (xvi) of the Order are not applicable to the Company.

(ii) In respect of its fixed assets:

The company has as its Fixed Assets only Land and super structure thereon. The company has offered the title deeds relating to the property as a security towards a Bank Loan availed by its wholly owned Holding Company as approved by its Shareholders.

(iii) The Company has not granted any loans, secured or unsecured to companies, firms, Limited Liability Partnership or other parties covered in the register maintained u/s 189 of the Companies Act, 2013.

(iv) The Company has complied with the provisions of Section 185 and 186 in respect of its loans, investments, guarantees and security.

(v) According to the information and explanations given to us, the Company has not accepted any "deposits" within the meaning of Companies (Acceptance of Deposits) Rules, 2014 r.w Section 73 to 76 of the Companies Act, 2013.

(vi) According to the information and explanations given to us, in respect of statutory dues:

(a) The Company has no undisputed statutory dues remaining unpaid for a period more than 6 months from the date they became payable.

(b) The company has no other disputed tax demands outstanding as on 31 March, 2018 for a period of more than six months from the date they become payable.



- (vii) The company has not defaulted in repayment of loans or borrowing to a financial institution, Bank, Government or dues to debenture holders.
- (viii) The company has not raised any money by way of initial public offer or further public offer including debt instruments.
- (ix) To the best of our knowledge and according to the information and explanations given to us, no fraud by the Company and no fraud on the Company by its officers or employees has been noticed or reported during the year.
- (x) The company is not paying any remuneration requiring approval mandated u/s 197 of the Companies Act, 2013.
- (xi) Related Parties transactions are in compliance with Section 177 and 188 of the Companies Act, 2013 wherever applicable and the details of such transactions have been disclosed in the financial statements.
- (xii) The company has not made any preferential allotment of Shares.
- (xiii) To the best of our knowledge and according to the information and explanations given to us the company has not entered into any non-cash transactions with Directors or persons connected with him.

For Kumbhat & Co
Chartered Accountants
Firm Registration No: 001609S



K. N. Narayanan
K. N. Narayanan
Partner
Membership No: F 22965

SRAVANAA PROPERTIES LIMITED
Balance Sheet


Particulars	Note No.	As at		As at	
		Mar 31, 2018	Rs.	Mar 31, 2017	Rs.
ASSETS					
I Non Current Assets					
(a) Property, plant and equipment	1	1,30,14,48,004		1,30,16,73,964	
(b) Capital work in progress		-		-	
(c) Investment property		-		-	
(d) Other Intangible assets		-		-	
(e) Financial assets					
(i) Investments		-		-	
(ii) Trade receivables		-		-	
(iii) Loans		-		-	
(iv) Other financial assets	2	31,500		31,500	
		1,30,14,79,504		1,30,17,05,464	
II Current Assets					
(a) Inventories		-		-	
(b) Financial assets	3				
(i) Trade receivables	3 (a)	1,62,000		1,57,500	
(ii) Cash and cash equivalent	3 (b)	36,71,903		31,38,265	
(iii) Loans		-		-	
(iv) Other financial assets	3 (c)	2,40,888		2,25,068	
(c) Current Tax Assets (Net)	4	4,20,100		2,76,460	
(d) Other current assets		-		-	
		44,94,890		37,97,293	
		1,30,59,74,394		1,30,55,02,757	
TOTAL ASSETS					
EQUITY AND LIABILITIES					
I Equity					
(a) Equity Share Capital	5	16,50,000		16,50,000	
(b) Other Equity		1,30,34,36,994		1,30,30,23,321	
Total Equity		1,30,50,86,994		1,30,46,73,321	
II Non Current Liabilities					
(a) Financial Liabilities					
(i) Borrowings		-		-	
(ii) Trade Payables		-		-	
(iii) Other financial liabilities		-		-	
(b) Provisions		-		-	
(c) Deferred tax liabilities (net)		-		-	
		-		-	
III Current Liabilities					
(a) Financial Liabilities	6				
(i) Trade payables	6 (a)	57,000		15,000	
(ii) Other financial liabilities	6 (b)	6,88,074		6,14,352	
(b) Other Current Liabilities	7	1,40,699		2,00,084	
(c) Provisions	8	-		-	
(d) Current tax liabilities (net)	9	1,626		-	
		8,87,400		8,29,436	
Total Liabilities		8,87,400		8,29,436	
TOTAL EQUITY AND LIABILITIES					
		1,30,59,74,394		1,30,55,02,757	

As per our report of even date
for Kumbhat & Co
Chartered Accountants
Firm Registration No.0016095


SWARNAMUGI KARTHIK
DIRECTOR
Chennai
May 30, 2018


PRIYADARSHINI RAGHUPATHY
DIRECTOR




K N NARAYANAN
Partner
Membership No: F 22965

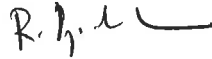
SRAVANAA PROPERTIES LIMITED**Statement of Profit and Loss**

Particulars	Note No.	For the year ended	
		Mar 31, 2018	Mar 31, 2017
		Rs.	Rs.
I (a) Revenue from operations	10	18,00,000	18,00,000
II (b) Other income	11	3,02,711	2,88,260
III Total Income		21,02,711	20,88,260
IV Expenses			
(a) Cost of raw materials and components consumed		-	-
(b) Cost of manufacturing and construction		-	-
(c) Other direct cost		-	-
(g) Employee benefits expense		-	-
(h) Depreciation and amortization expense	12	2,25,960	2,25,960
(i) Finance costs		-	-
(j) Other expenses	13	13,87,991	14,49,293
Total expenses (IV)		16,13,951	16,75,253
V Profit before exceptional items and tax (I-IV)		4,88,760	4,13,007
VI Exceptional items		-	-
VII Profit/(Loss) before tax (V)-(VI)		4,88,760	4,13,007
VIII Tax expenses			
(i) Current tax	14	93,133	78,698
(ii) MAT credit entitlement	14	(18,046)	(10,729)
(iii) Deferred tax		-	-
(iv) Tax - Earlier years		-	-
IX Profit for the period(VII)-(VIII)		4,13,673	3,45,038
X Other Comprehensive Income		-	-
XI Total Comprehensive Income for the Period(IX+X)(Comprising Profit(Loss) and other Comprehensive Income for the Period)		4,13,673	3,45,038
XII Earnings per Equity Share (for Continuing Operation):			
1.Basic	15	2.51	2.09
2.Diluted	15	2.51	2.09

As per our report of even date
for Kumbhat & Co
Chartered Accountants
Firm Registration No.0016095



SWARNAMUGI KARTHIK
DIRECTOR
Chennai
May 30, 2018



PRIYADARSHINI RAGHUPATHY
DIRECTOR



K N NARAYANAN
Partner



Membership No: F 22965

SRAVANA PROPERTIES LIMITED
Statement of Changes in Equity

2017-18

Rs.

Particulars	Equity Share Capital					Reserves and Surplus					Other Equity				Total (17-18)
	Equity Share Capital					Reserves and Surplus					Other Equity				
	Particulars	Securities Premium Reserve	Revaluation Reserve	General Reserves	Retained Earnings	Equity Instruments through Other Comprehensive Income	Effective Portion of Cash Flow Hedges	Other Items of Other Comprehensive Income							
Balance at the beginning of reporting Period (01.04.2017)	16,50,000	88,80,30,000	41,99,79,901	-	-49,86,580	-	-	-	-	-	-	-	-	1,30,46,73,321	
Changes in accounting Policy or Prior period errors														-	
Restated Balance at the beginning of reporting Period														-	
Profit for the year					4,13,673									4,13,673	
Equity Instruments through Other Comprehensive Income														-	
Effective Portion of Cash Flow Hedges														-	
Remeasurement of net defined benefit Liability/Asset (net)														-	
Transfer to General Reserve														-	
Dividend														-	
Transfer to Retained Earnings														-	
Any other Change														-	
Balance at the end of reporting Period (31.03.2018)	16,50,000	88,80,30,000	41,99,79,901	-	-45,72,907	-	-	-	-	-	-	-	-	1,30,50,86,994	

SRAVANA PROPERTIES LIMITED
Statement of Changes in Equity

2016-17

Rs.

Particulars	Equity Share Capital					Reserves and Surplus					Other Equity				Total (16-17)
	Equity Share Capital					Reserves and Surplus					Other Equity				
	Particulars	Securities Premium Reserve	Revaluation Reserve	General Reserves	Retained Earnings	Equity Instruments through Other Comprehensive Income	Effective Portion of Cash Flow Hedges	Other Items of Other Comprehensive Income							
Balance at the beginning of reporting Period (01.04.2016)	16,50,000	88,80,30,000	41,99,79,901	-	-53,31,618	-	-	-	-	-	-	-	-	1,30,43,28,283	
Changes in accounting Policy or Prior period errors														-	
Restated Balance at the beginning of reporting Period														-	
Profit for the year					3,45,038									3,45,038	
Equity Instruments through Other Comprehensive Income														-	
Effective Portion of Cash Flow Hedges														-	
Remeasurement of net defined benefit Liability/Asset (net)														-	
Transfer to General Reserve														-	
Dividend														-	
Transfer to Retained Earnings														-	
Any other Change														-	
Balance at the end of reporting Period (31.03.2017)	16,50,000	88,80,30,000	41,99,79,901	-	-45,86,580	-	-	-	-	-	-	-	-	1,30,46,73,321	

(Handwritten signature/initials)

SRAVANA PROPERTIES LIMITED
Cash Flow Statement

		Rs.	
		For the period ended March 31, 2018	For the period ended March 31, 2017
A	CASH FLOW FROM OPERATING ACTIVITIES		
	Net profit after tax and extraordinary items	4,13,673	3,45,038
	Adjustments for :		
	Depreciation, impairment and amortization	2,25,960	2,25,960
	Dividend from investments - quoted		
	Dividend from investments - trade		
	(Profit) / Loss on sale of fixed assets (net)		
	Unrealized foreign exchange (gain) / loss		
	Premium on forward contracts amortized		
	Provision for warranty and Contractual Obligation		
	Interest expense (net)		
	Operating profit before working capital changes	6,39,633	5,70,998
	Changes in working capital		
	(Increase) / decrease in trade receivables	(4,500)	(1,57,500)
	(Increase) / decrease in inventories	-	-
	(Increase) / decrease in Other Financial assets	(15,820)	(39,783)
	Increase / (decrease) in loans and advances	(1,43,640)	(1,74,048)
	Increase / (decrease) in trade payables and provisions	43,626	78,697
	Increase / (decrease) in Other Financial Liabilities	73,722	65,823
	Increase / (decrease) in Other Current Liabilities	(59,384)	30,070
		-1,05,996	-1,96,741
	Cash generated from operations	5,33,637	3,74,258
B	CASH FLOW FROM INVESTING ACTIVITIES		
	Purchase of fixed assets	-	-
	Sale of fixed assets	-	-
	Decrease / (Increase) in capital work-in-progress	-	-
	Dividend from investments - quoted	-	-
	Net cash flow from Investing activities	-	-
C	CASH FLOW FROM FINANCING ACTIVITIES		
	Long term borrowings (repaid) / availed	-	-
	Payment of dividend	-	-
	Tax on dividend paid	-	-
	Short term borrowings (repaid) / availed	-	-
	Interest paid (net)	-	-
	Net cash flow from financing activities	-	-
	Net increase in cash and cash equivalents (A+B+C)	5,33,637	3,74,258
	Cash and cash equivalents as at April 1, 2017	31,38,265	27,64,007
	Cash and cash equivalents as at March 31, 2018	36,71,903	31,38,265
	Cash on hand		
	On current accounts		
	On deposit accounts		

Swarnamugi
 SWARNAMUGI KARTHIK
 DIRECTOR
 Chennai
 May 30, 2018

R. P. L. C.
 PRIYADARSHINI RAGHUPATHY
 DIRECTOR

As per our report of even date
 for Kumbhat & Co
 Chartered Accountants
 Firm Registration No.0016095



M. N. Narayanan
 K N NARAYANAN
 Partner
 Membership No: F 22965

SRAVANAA PROPERTIES LIMITED

Notes to financial statements

A. COMPANY OVERVIEW

Sravanaa Properties Limited ('the company') is a public limited company incorporated under the provisions of the Companies Act, 1956. The company is in the business of Real Estate and other activities relating to Real Estate Business.

B. SIGNIFICANT ACCOUNTING POLICIES

i) Basis of preparation of financial statements

The financial statements are prepared in accordance with Indian Accounting Standards (Ind AS) under the historical cost convention on the accrual basis except for certain financial instruments which are measured at fair values, the provisions of the Companies Act, 2013 (Act) (to the extent notified) and guidelines issued by the Securities and Exchange Board of India (SEBI). The Ind AS are prescribed under Section 133 of the Act read with Rule 3 of the Companies (Indian Accounting Standards) Rules, 2015 and Companies (Indian Accounting Standards) Amendment Rules, 2016.

ii) The Company is following accrual basis of accounting on a going concern concept.

Accounting policies have been consistently applied except where a newly issued accounting standards is initially adopted or a revision to an existing accounting standards require a change in the accounting policy hitherto in use.

iii) Functional and presentation currency

Items included in the financial statements of the Company are measured using the currency of the primary economic environment in which the Company operates ('the functional currency').

The financial statements are presented in Indian Rupee (INR), which is Company's functional and presentation currency.

iv) Revenue from operations is recognized in accordance with the specific terms of contract on performance

v) The company has made provision for income tax as per provisions of the income Tax Act 1961.

vi) 'The company depreciates the property, plant and equipment over their estimated useful life of the items using Straight-line method. Land is not depreciated.

vii) The Accounting Standards, to the extent they are applicable to the company have been complied with.

viii) The Company's Land has been offered as a collateral security to BGR Energy Systems Ltd's (Holding Company) lender Syndicate Bank towards a Corporate loan availed by it.

ix) According to the information furnished by the company, there are no dues payable to Micro, Small and Medium Enterprises.

x) 'There are no timing differences in the computation of Income for Tax purposes and book. Therefore, there are no deferred tax liability or asset to be recognised.

xi) Depreciation on buildings and plant and machinery are provided on the residual value as on 01.04.2014 under straight line method at the rates prescribed under Schedule II to the Companies Act, 2013

The useful life of the property, plant and equipment are as follows:

Assets	Estimate of Useful Life in Years
Tangible Assets	
Buildings	30
Plant & Equipment	7.50 - 15

xii) Measurement of Fair Values

A number of the Company's accounting policies and disclosures require the measurement of fair values, for both financial and non-financial assets and liabilities.

The Company has an established control framework with respect to the measurement of fair values.

xiii) Earnings per share (Basic and Diluted) has been calculated by dividing the net profit for the year attributable to equity shareholders by the weighted average number of equity shares outstanding during the year and disclosed on the face of Statement of Profit and Loss in accordance with the Standard.

xiv) The Directors have waived their sitting fees payable to them for attending Board Meetings.

xv) Rounding of amounts

All amounts disclosed in the financial statements and notes have been rounded off to the nearest rupee, unless otherwise stated.

1 Property, plant and equipment

				Rs.
	Free Hold Land	Building	Plant and Equipment	Total
Cost or valuation				
At 1 April 2016	1,29,78,00,000	67,53,949	15,869	1,30,45,69,818
Additions	-	-	-	-
Acquisition of a subsidiary	-	-	-	-
Disposals	-	-	-	-
Exchange differences				
At 31 March 2017	1,29,78,00,000	67,53,949	15,869	1,30,45,69,818
Additions	-	-	-	-
Acquisition of a subsidiary	-	-	-	-
Disposals	-	-	-	-
Discontinued operations				
Revaluation recognised in OCI				
Transfer*				
Exchange differences				
At 31 March 2018	1,29,78,00,000	67,53,949	15,869	1,30,45,69,818
At 31 March 2018	1,29,78,00,000	67,53,949	15,869	1,30,45,69,818
Depreciation and impairment				
At 1 April 2016	-	26,68,486	1,403	26,69,894
Depreciation charge for the year	-	2,24,959	1,001	2,25,960
Discontinued operations				
Transfer*				
Disposals	-	-	-	-
Exchange differences				
At 31 March 2017	-	28,93,445	2,409	28,95,854
Depreciation charge for the year		2,24,959	1,001	2,25,960
Discontinued operations				
Transfer*				
Disposals	-	-	-	-
Exchange differences				
At 31 March 2018	-	31,18,404	3,410	31,21,814
Net book value				
At 31 March 2018	1,29,78,00,000	36,35,545	12,459	1,30,14,48,004
At 31 March 2017	1,29,78,00,000	33,60,504	13,460	1,30,16,73,964
Net book value		At 31 March 2018	At 31 March 2017	
Plant, property and equipment		12,459	13,460	
Investment Property		1,30,14,35,545	1,30,16,60,504	
Revaluation Reserve		41,99,79,901	41,99,79,901	
Net Block Value		88,14,55,644	88,16,80,603	

1. The Company's Land & Buildings and Plant & Machinery are presently given on lease to its Holding company, BGR Energy Systems Ltd. These assets are leased with a view to be used as owner occupied property subsequently.

2. Impairment loss recognised in the statement of profit and loss during the financial year for the fixed assets is Rs. Nil (Rs. Nil).

3. Depreciation on buildings and plant and machinery are provided on the residual value as on 01.04.2014 under straight line method at the rates prescribed under Schedule II to the Companies Act, 2013.

D



	Particulars	Rs.	
		As at March 31, 2018	As at March 31, 2017
2	Other Financial Assets		
	Deposits with Tamil Nadu Electricity Board	31,500	31,500
	Total Other Financial Assets	31,500	31,500
	Current	31,500	31,500
	Non-Current	-	-
	Total financial assets carried at amortised cost	31,500	31,500

	Particulars	Rs.	
		As at March 31, 2018	As at March 31, 2017
3	Current Assets		
3 (a)	Financial Assets		
	Trade receivables		
	Unsecured Considered good		
	Trade receivables from related parties	1,62,000	1,57,500
	Receivables from other related parties	-	-
	Less: Allowance for Credit Loss	-	-
	Total Trade receivables	1,62,000	1,57,500

	Particulars	Rs.	
		As at March 31, 2018	As at March 31, 2017
3 (b)	Cash and cash equivalent		
	Balances with banks:		
	- On current accounts	1,64,053	81,395
	- On deposits accounts	35,07,850	30,56,870
	- Deposits with original maturity of less than three months		
	Cheques/ drafts on hand	-	-
	LESS: Bank Overdraft	-	-
	Total Cash and cash equivalents	36,71,903	31,38,265

	Particulars	Rs.	
		As at March 31, 2018	As at March 31, 2017
3 (c)	Other Financial Assets		
	Interest accrued on fixed deposits	2,40,888	2,25,068
	Total Other financial Assets	2,40,888	2,25,068

	Particulars	Rs.	
		As at March 31, 2018	As at March 31, 2017
4	Current Tax Assets		
	Income tax refund receivable	1,42,034	1,42,034
	MAT Credit Entitlement	28,775	10,729
	GST Input Credit A/c	14,638	-
	Kishi Kalyan Cess Input credit A/c	-	-
	Tax Deducted at Source (Net of provision)	2,34,653	1,23,697
	Total Other financial Assets	4,20,100	2,76,460

e f

5 Share Capital

Authorised Share Capital

Particulars	Equity Shares
At 1 April 2016	20,00,000
Increase /Decrease during the year	-
At 31 March 2017	20,00,000
Increase /Decrease during the year	-
At 31 March 2018	20,00,000

Issued equity capital

Equity shares Issued, Subscribed and fully paid	Equity Shares
At 1 April 2016	1,65,000
Changes during the period	-
At 31 March 2017	1,65,000
Changes during the period	-
At 31 March 2018	1,65,000

a. Reconciliation of the number of shares outstanding at the beginning and at the end of the reporting year

Particulars	As at 31, 2017		As at 31, 2018	
	No. of Shares	Amount	No. of Shares	Amount
Outstanding at the beginning of the year	1,65,000	16,50,000	1,65,000	16,50,000
Issued during the year - Employee Stock Option Scheme	-	-	-	-
Outstanding at the end of the year	1,65,000	16,50,000	1,65,000	16,50,000

b. Details of shareholders holding more than 5% shares in the company

Particulars	As at 31, 2018		As at 31, 2017	
	No. of Shares	% held	No. of Shares	% held
BGR Energy Systems Ltd and its nominees	1,65,000	100	1,65,000	100

R J

Non-Current Liabilities
6 Financial Liabilities

6 (a) Trade Payables

Particulars	As at March 31, 2018	As at March 31, 2017
Micro and small enterprises		
Others		
Trade Payables	30,000	15,000
Trade Payables to Related Parties	-	-
GST Payable	27,000	
Total Trade Payables	57,000	15,000
Trade Payables Current	57,000	15,000
Trade Payables Non Current	-	-

6 (b) Other Financial Liabilities

Particulars	As at March 31, 2018	As at March 31, 2017
Security Deposits from Related Parties (Fair Value)	6,88,074	6,14,352
Total	6,88,074	6,14,352

7 Other Current Liabilities

Particulars	As at March 31, 2018	As at March 31, 2017
Rent Received in Advance	46,367	1,08,191
Sundry Creditors	94,332	91,893
Total Other Current Liabilities	1,40,699	2,00,084

8 Provisions

Particulars	As at March 31, 2018	As at March 31, 2017
Provision for income Tax	-	-
Total Provisions	-	-

9 Current Tax Liabilities (net)

Particulars	As at March 31, 2018	As at March 31, 2017
TDS Payable	1,626	-
Total	1,626	-

[Handwritten signature]

Statement of Profit and Loss

10 Revenue from operations:		For the year ended Mar 31, 2018 Rs.	For the year ended Mar 31, 2017 Rs.
Other operating revenues		18,00,000	18,00,000
Total		18,00,000	18,00,000
11 Other income		For the year ended Mar 31, 2018 Rs.	For the year ended Mar 31, 2017 Rs.
Finance Income			
Interest on Income Tax Refund		-	1,369
Interest on Fixed Deposit		2,40,888	2,25,068
Others			
Notional Rent Income (Ind AS Adjustment)		61,823	61,823
Net foreign exchange gains		-	-
Total Income		3,02,711	2,88,260
12 Depreciation and amortization expense		For the year ended Mar 31, 2018 Rs.	For the year ended Mar 31, 2017 Rs.
Depreciation of tangible assets		2,25,960	2,25,960
Amortization of intangible assets		-	-
Depreciation and amortization expense		2,25,960	2,25,960
13 Other expenses		For the year ended Mar 31, 2018 Rs.	For the year ended Mar 31, 2017 Rs.
Rates and Taxes		2,70,608	3,98,554
Security Charges		9,77,061	9,16,441
Travel expenses		-	-
Audit Fees		15,000	15,075
Professional fees		-	5,000
Other Administrative Expenses		51,600	48,400
Fair value gain on financial instruments at fair value through profit or loss		73,722	65,823
Total Other expenses		13,87,991	14,49,293
Payment to auditors		For the year ended Mar 31, 2018 Rs.	For the year ended Mar 31, 2017 Rs.
- For audit fees		15,000	15,075
Total Payment to Auditors		15,000	15,075
14 Tax Expense		For the year ended Mar 31, 2018 Rs.	For the year ended Mar 31, 2017 Rs.
Tax Expense - Current		93,133	78,698
MAT Credit Entitlement P&L		(18,046)	(10,729)
Tax relating to earlier years		-	-
Total		75,087	67,969

f e

15 Earnings per share (EPS)

The following reflects the profit and share data used in the basic and diluted EPS computation :

Particulars	For the year ended	For the year ended
	Mar 31, 2018	Mar 31, 2017
	Rs. in	Rs. in
Basic EPS		
Profit after tax as per accounts	4,13,673	3,45,038
Weighted average number of equity shares (face value Rs.10 per share) (lakh Nos.)	1,65,000	1,65,000
Basic EPS (Rs.)	2.51	2.09
Diluted EPS		
Profit for the year for basic EPS	4,13,673	3,45,038
Less : Adjustment	-	-
Adjusted profit for diluted EPS	4,13,673	3,45,038
Weighted average number of equity shares for Basic EPS (lakh Nos.)	1,65,000	1,65,000
Add : Adjustment	-	-
Employee Stock Option Plan	-	-
Weighted average number of equity shares (face value Rs.10 per share) for diluted EPS (lakh Nos.)	1,65,000	1,65,000
Diluted EPS (Rs.)	2.51	2.09

16 Current taxes**INCOME TAX RECONCILIATION**

Particulars	Rs.	
	As at March 31, 2018	As at March 31, 2017
Profit before Income Tax	488760	413007
Enacted Tax Rates in India	25.00%	30.90%
Computed expected Tax expense	1,22,190	1,27,619
Tax Effects of amounts which are not deductible (taxable) in calculating taxable income	29,057	48,921
Tax Effects of amounts which are deductible in calculating taxable Income	-	-
Overseas taxes	-	-
Tax Reversals	-	-
Income Tax Expense	93,133	78,698




17 Financial Instruments

The Carrying Value and Fair Value of Financial Instruments as of March 31, 2018 were as follows

Particulars	Rs.				
	Financial Assets carried at Amortised Cost	Financial Assets carried at FVTPL	Financial Assets carried at FVTOCI	Total Carrying Value	Total Fair Value
ASSETS					
Cash & Cash Equivalents	36,71,903			36,71,903	36,71,903
Trade Receivables	1,62,000			1,62,000	1,62,000
Loans	-			-	-
Other Financial Assets	2,40,888			2,40,888	2,40,888
Total	40,74,791	-	-	40,74,791	40,74,791
LIABILITIES					
Bank Overdrafts	-			-	-
Trade Payables	57,000			57,000	57,000
Other Financial Liabilities	6,88,074			7,50,000	6,88,074
Total	7,45,074	-	-	8,07,000	7,45,074

The Carrying Value and Fair Value of Financial Instruments as of March 31, 2017 were as follows

Particulars	Rs.				
	Financial Assets carried at Amortised Cost	Financial Assets carried at FVTPL	Financial Assets carried at FVTOCI	Total Carrying Value	Total Fair Value
ASSETS					
Cash & Cash Equivalents	31,38,265			31,38,265	31,38,265
Trade Receivables	1,57,500			1,57,500	1,57,500
Loans	-			-	-
Other Financial Assets	2,25,068			2,25,068	2,25,068
Total	35,20,833	-	-	35,20,833	35,20,833
LIABILITIES					
Bank Overdrafts	-			-	-
Trade Payables	15,000			15,000	15,000
Other Financial Liabilities	6,14,352			7,50,000	6,14,352
Total	6,29,352	-	-	7,65,000	6,29,352

Fair value categorised into different levels in a fair value hierarchy based on the inputs used in the valuation techniques as follows.

Level 1: quoted prices (unadjusted) in active markets for identical assets or liabilities.

Level 2: inputs other than quoted prices included in Level 1 that are observable for the asset or liability, either directly (i.e. prices) or indirectly (i.e. derived from prices)

Level 3: inputs for the assets or liability that are not based on observable market data (unobservable inputs)

The following table shows the levels in the fair value hierarchy as on March 31, 2018

Fair Value Measurement at the end of the reporting period	As at March 31, 2018	As at March 31, 2017
ASSETS		
Rental Deposits	Level 3	Level 3

[Handwritten signature]

18 Risk Management Strategies**Financial risk management:**

The Company's activities exposed to market risk, credit risk and liquidity risk. The Company's senior management oversees the management of this risk.

Liquidity risk

Liquidity risk is the risk that the Company will encounter difficulty in meeting the obligations associated with its financial liabilities that are settled by delivering cash or another financial asset. The Company's objective is to maintain a balance between continuity of funding and flexibility through the use of bank overdrafts and bank loans.

The following are the contractual maturities of financial liabilities, including estimated interest payments and excluding the impact of netting agreements:

Particulars	On demand	Less than 3 months	3 to 12 months	1 to 5 years	> 5 years	Total
Trade Payables	57,000	-	-	-	-	57,000
Security Deposits	-	7,50,000	-	-	-	7,50,000
Total	57,000	7,50,000	-	-	-	8,07,000

19 Leases**Operating Leases**

The company has given residential / commercial premises and land under cancellable and non-cancellable operating leases. These lease agreements are normally renewed on expiry.

The future minimum lease receipts in respect of non-cancellable leases are as follows:

Particulars	Rs.	
	Minimum lease receipts as at	
	March 31, 2018	March 31, 2017
Due within one year	13,50,000	18,00,000
Due later than one year and not later than five years	-	-
Due later than five years	-	-
Total	13,50,000	18,00,000

20 Related parties**Reporting Entity**

Sravanna Properties Limited, Chennai

List of Related Parties as per Clause 3(a) of the Standard where control exists:-

Name of the Related party	Relationship
1. BGR Energy Systems Ltd (BGRESL)	Holding Company of the Reporting Entity

Key Management Personnel

i. Ms. Swarnamugi Karthik	Director
ii. Ms. Priyadarshini Raghupathy	Director
iii. Mr. Arjun Govind Raghupathy	Director

Relatives of Key Management Personnel

- Mrs. Sasikala Raghupathy (Mother of Directors)
- Ms. Vaani Raghupathy (Sister of Directors)

Related party transactions

(information provided in respect of revenue items for the year ended Mar 31, 2018 and in respect of assets / liabilities as at Mar 31, 2018)

Particulars	Holding Companies	2017-18		2016-17	
Rent received	18,00,000	18,00,000	18,00,000	18,00,000	18,00,000
Security Deposits	7,50,000	7,50,000	7,50,000	7,50,000	7,50,000

1. Rent Received & Security Deposits represents, BGR Energy Systems Ltd

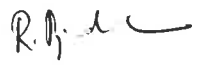
21 Impairment of assets

- Cash generating units :
There is no impairment loss in cash generating units and hence no provision was made in the financial statements.
- Other assets :
The company has made a provision of Rs. Nil (Rs. Nil) in the books of accounts towards impairment of other fixed assets based on the technical valuation.

22 Previous year figures

Figures of previous year have been regrouped / rearranged, wherever required to conform to the current year presentation.


SWARNAMUGI KARTHIK
DIRECTOR
Chennai
May 30, 2018


PRIYADARSHINI RAGHUPATHY
DIRECTOR



As per our report of even date
for Kumbhat & Co
Chartered Accountants
Firm Registration No.001609S


K N NARAYANAN
Partner
Membership No: F 22963